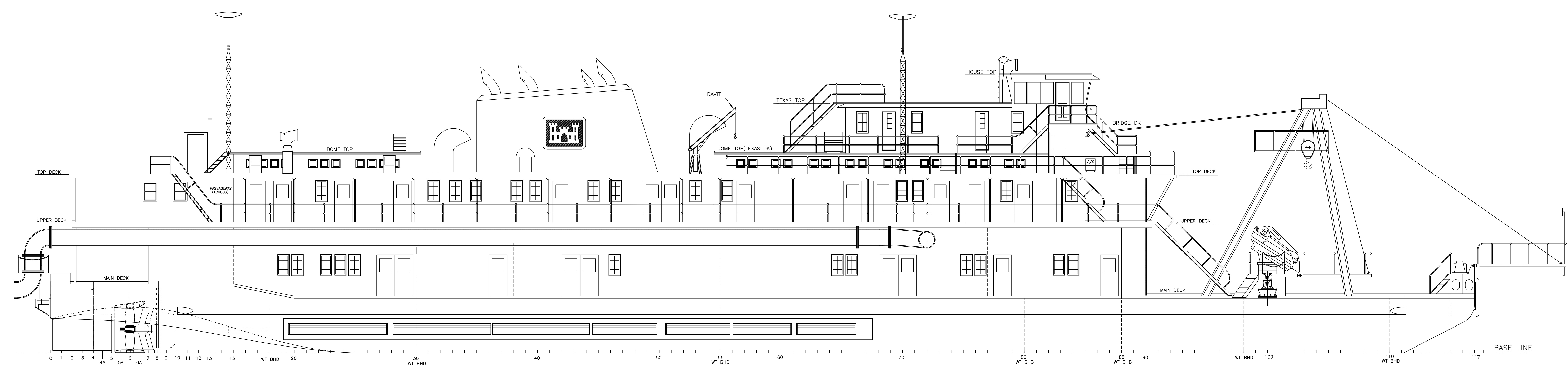


DWG NO. C-205-01		SH 1	1	
REVISIONS				
REV	ZONE	DESCRIPTION	DATE	APPROVED



OUTBD PROFILE

4 EQ. SP ● 21" = 7'-0"	8 EQ. SP ● 18" = 12'-0"	4 EQ. SP ● 21" = 7'-0"	24" FRAME SPACING
------------------------------	-------------------------------	------------------------------	-------------------

PRINCIPAL CHARACTERISTICS

LENGTH OVERALL	234'-0"
BEAM, MOLDED	46'-0"
DEPTH AT SIDE	9'-0"
DEPTH AT CENTERLINE	9'-9"

3	1	3	0	2	9	2	8	2	7	2	6	2	5	2	4	2	3	2	2	2	1	2	0	1	9	1	8	1	7	1	6	1	5	1	4	1	3	1	2	1	1	0	9	8	7	6	5	4	3	2	1	-
SHEET NUMBER																																																				

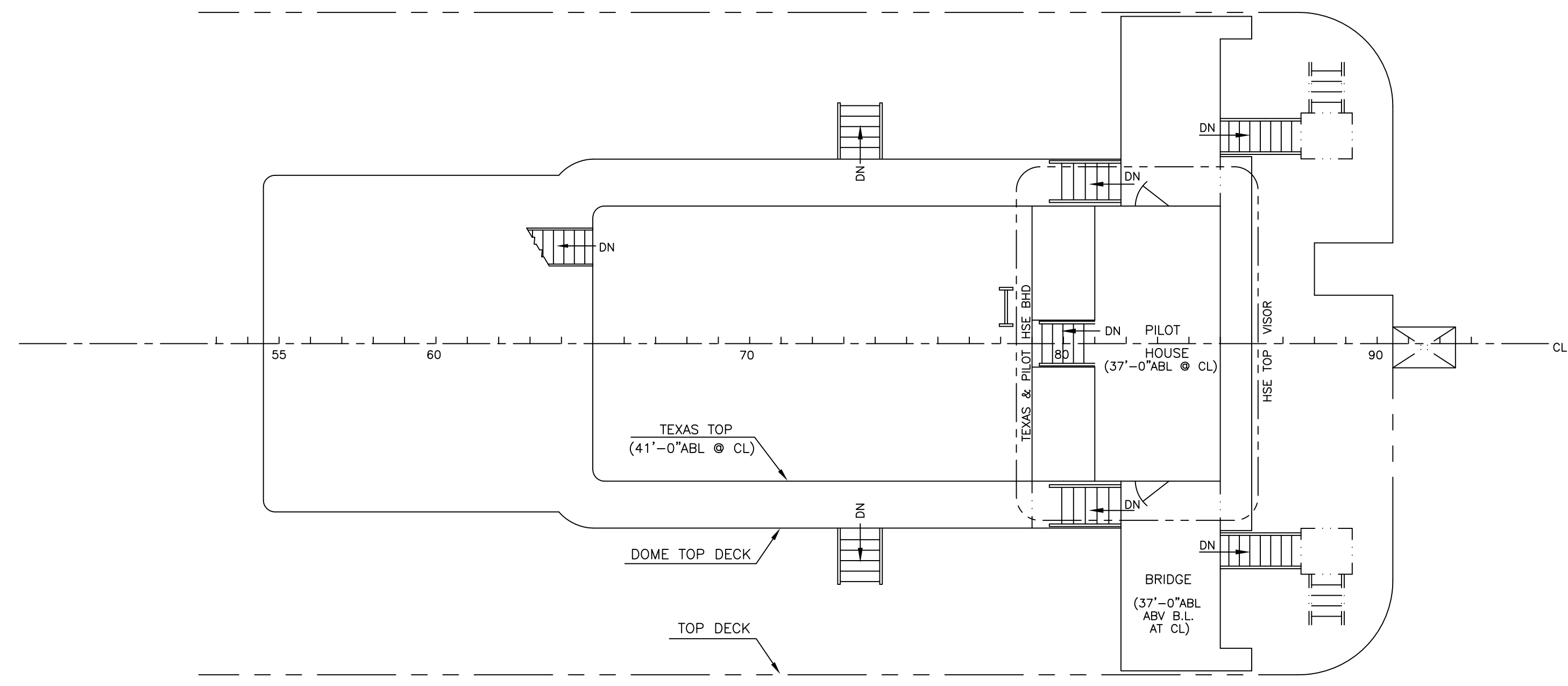
REVISION STATUS OF SHEETS

CONTRACT NO. DACW61-99-H0004	DEPARTMENT OF THE ARMY MARINE DESIGN CENTER CORPS OF ENGINEERS 240'x46'x9"-0" DUSTPAN DREDGE POTTER
ESTIMATE NO.	
HALTER MARINE INC. 13085 Seaway Rd. P.O. Box 3029 - Gulfport, MS. 39505 CAGE CODE 3B213	

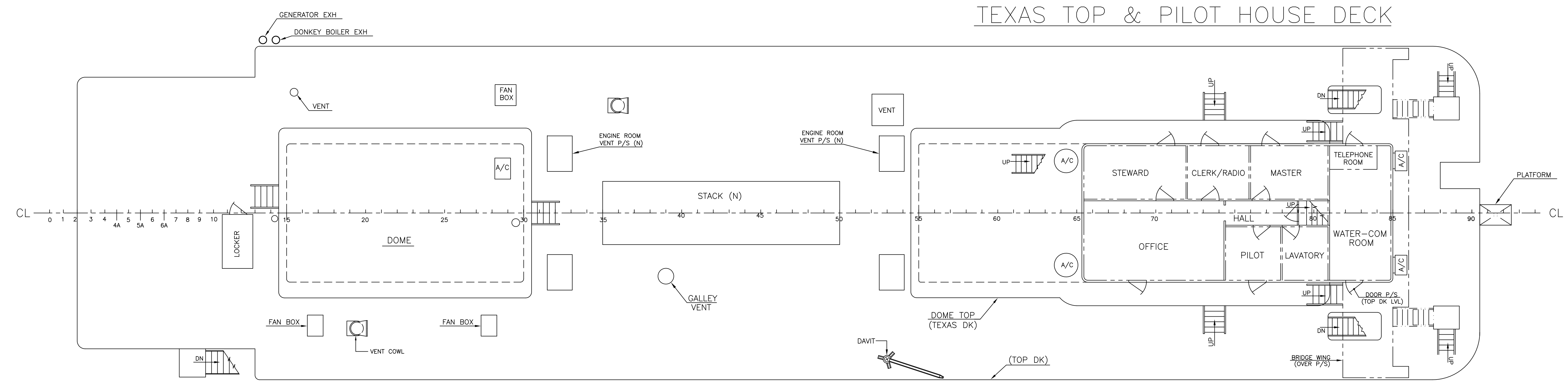
DRAWN BY: E. RIGGS		DATE: 07/08/01
CHECKED BY: A. M.		DATE: 09/17/01
APPROVED	DATE	SIZE CAGE CODE DWG NO. REV
APPROVED USACE	DATE	D 13672 579-D205-01 -
JOB NO. R570	HULL NO. 579	SCALE: 1/8" = 1'-0" HMI DWG NO. SHEET 1 OF 1

NO.	TITLE	DRAWING NUMBER
REFERENCES		

DWG NO. 579-D215-01		SH 1		1	
REVISIONS					
REV	ZONE	DESCRIPTION	DATE	APPROVED	

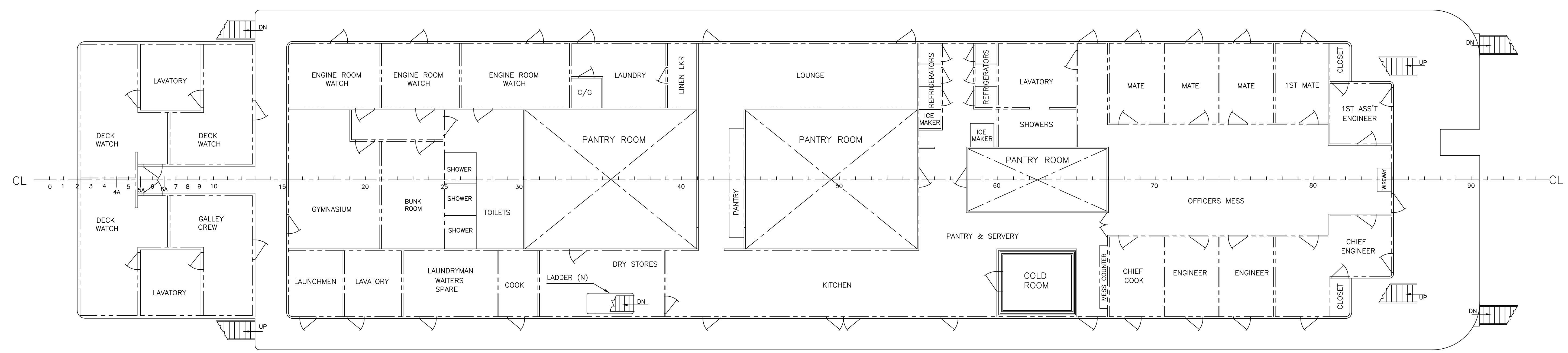


TEXAS TOP & PILOT HOUSE DECK



TOP DECK (29'-9" ABL @ CL)
DOME TOP (TEXAS DK) 33'-0" ABL @ CL

PRINCIPAL CHARACTERISTICS
 LENGTH OVERALL 234'-0"
 BEAM, MOLDED 46'-0"
 DEPTH AT SIDE 9'-0"
 DEPTH AT CENTERLINE 9'-9"



UPPER DECK
(21'-9" ABL @ CL)

3	1	3	0	2	9	2	8	2	7	2	6	2	5	2	4	2	3	2	2	2	1	2	0	1	9	1	8	1	7	1	6	1	5	1	4	1	3	1	2	1	1	0	9	8	7	6	5	4	3	2	1
SHEET NUMBER																																																			

CONTRACT NO. DACW61-99-H0004		ESTIMATE NO.		DEPARTMENT OF THE ARMY	
HALTER MARINE INC.		13085 Seaway Rd.		MARINE DESIGN CENTER	
P.O. Box 3029 - Gulfport, MS. 39505		CAGE CODE 3B213		CORPS OF ENGINEERS	
DRAWN BY: E. RIGGS		DATE: 07/18/01		240'x46'x9'-0" DUSTPAN DREDGE POTTER	
CHECKED BY: A. M.		DATE: 09/17/01		GENERAL ARRANGEMENTS	
APPROVED: D		SIZE: 13672		DWG NO. 579-D215-01	
JOB NO. R570		HULL NO. 579		SCALE: 1/8" = 1'-0"	
HMI DWG NO. A-1		SHEET 1 OF 2		REV -	

