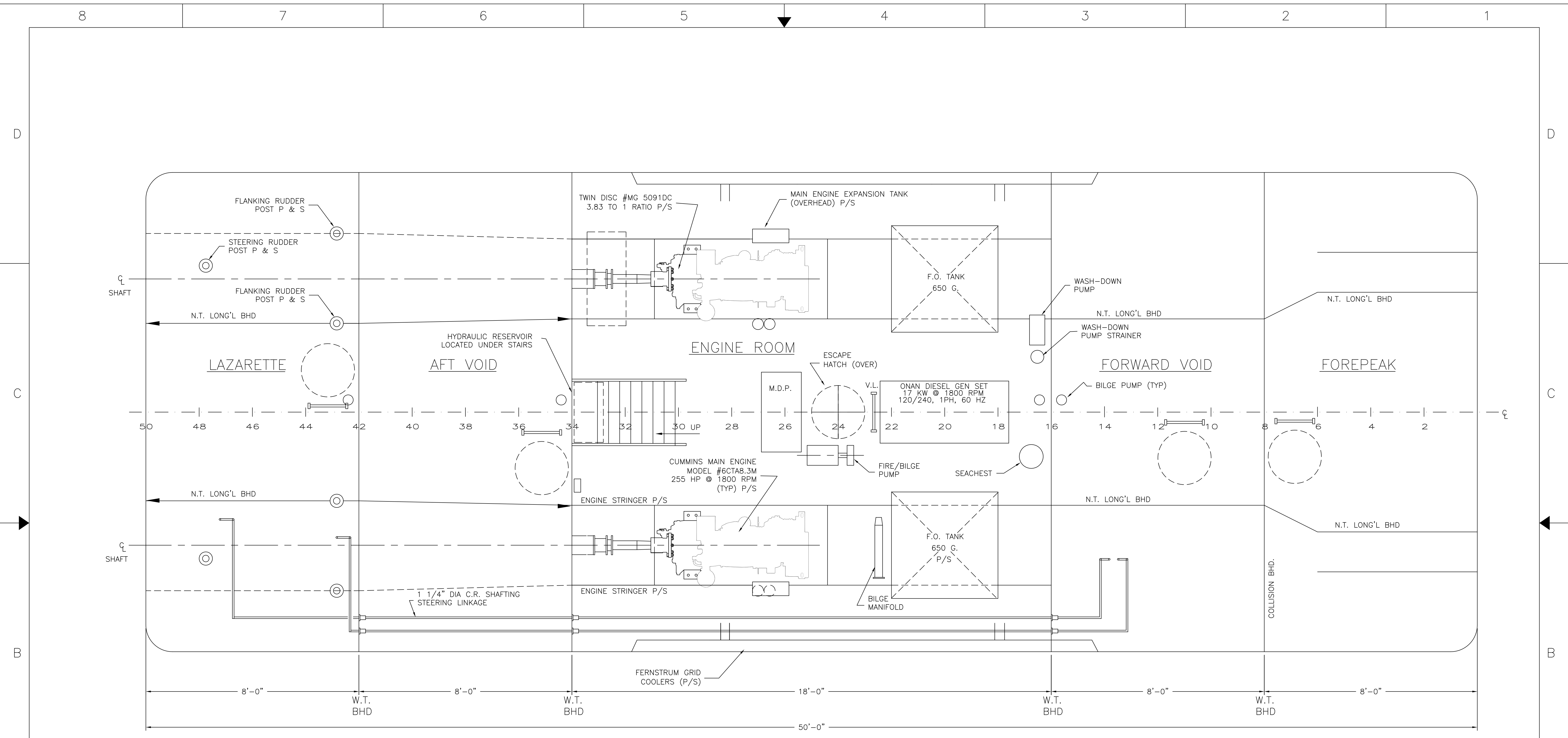


OUTBOARD PROFILE

MARINE BUILDERS, INC. 208 W. CHURCH STREET 10 LITICA, INDIANA 47130		DEPARTMENT OF THE ARMY MARINE DESIGN CENTER CORPS OF ENGINEERS	
DRAWN BY: L. BARNETT	CHECKED BY: R. KILLIAN	HUNTINGTON DISTRICT 50' WORKBOAT	
DATE: 09/22/04	CONTRACT NO. DACW61-02-C-0035	US Army Corps of Engineers	
MARINE DESIGN CENTER		OUTBOARD PROFILE	
APPROVED:	SIZE D	PROJECT NO. 2571	DWG. NO. 654-D205-01
DATE:	SCALE: 1/2" = 1'-0"	REV. 0	
		SHEET 1 OF 1	



HOLD ARRANGEMENT PLAN

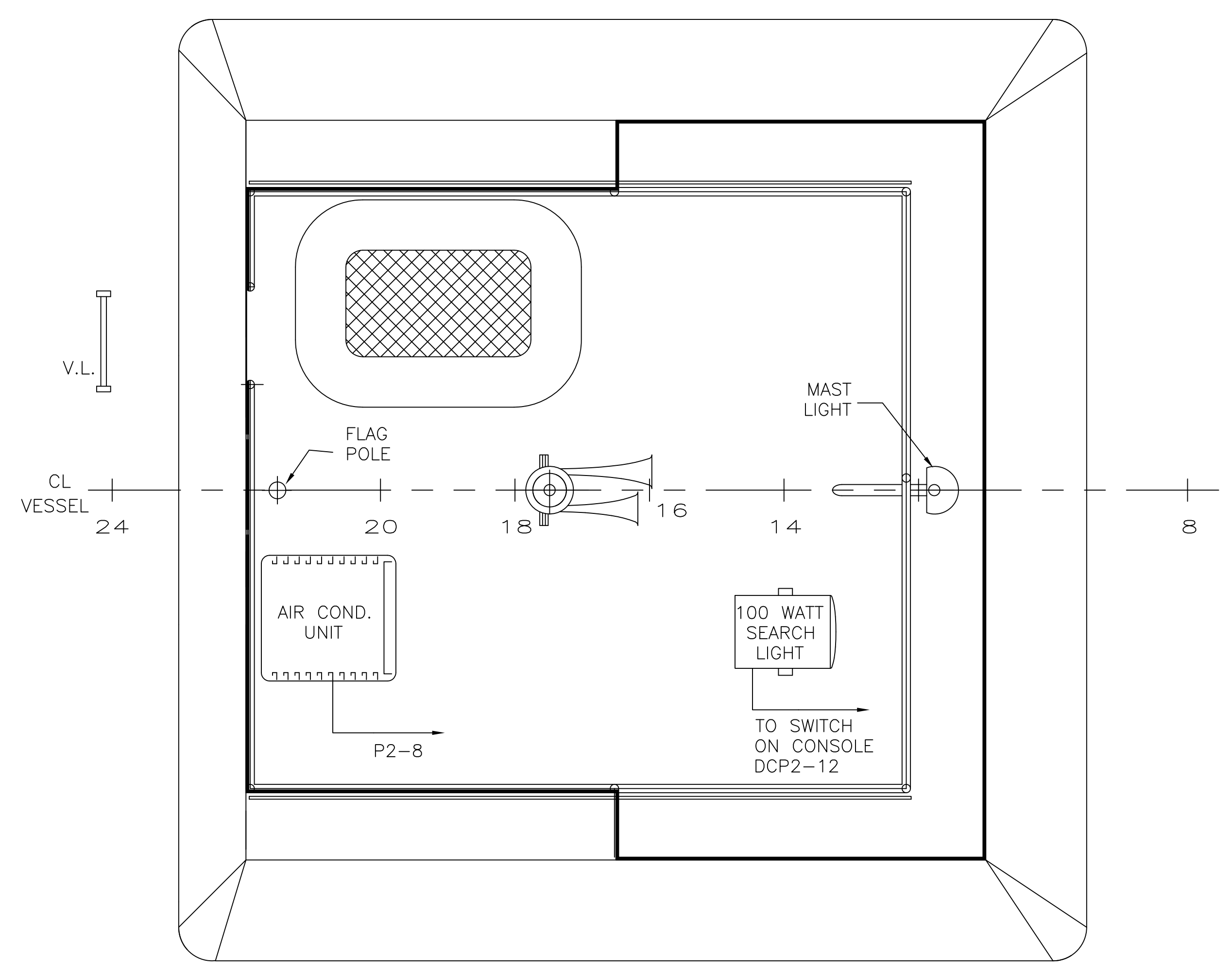
NO.	TITLE	DWG. NO.
3	CONSOLE ARRANGEMENT	654-D255-01
2	MACHINERY ARRANGEMENT	654-D245-01
1	OUTBOARD PROFILE	654-D205-01

REFERENCES

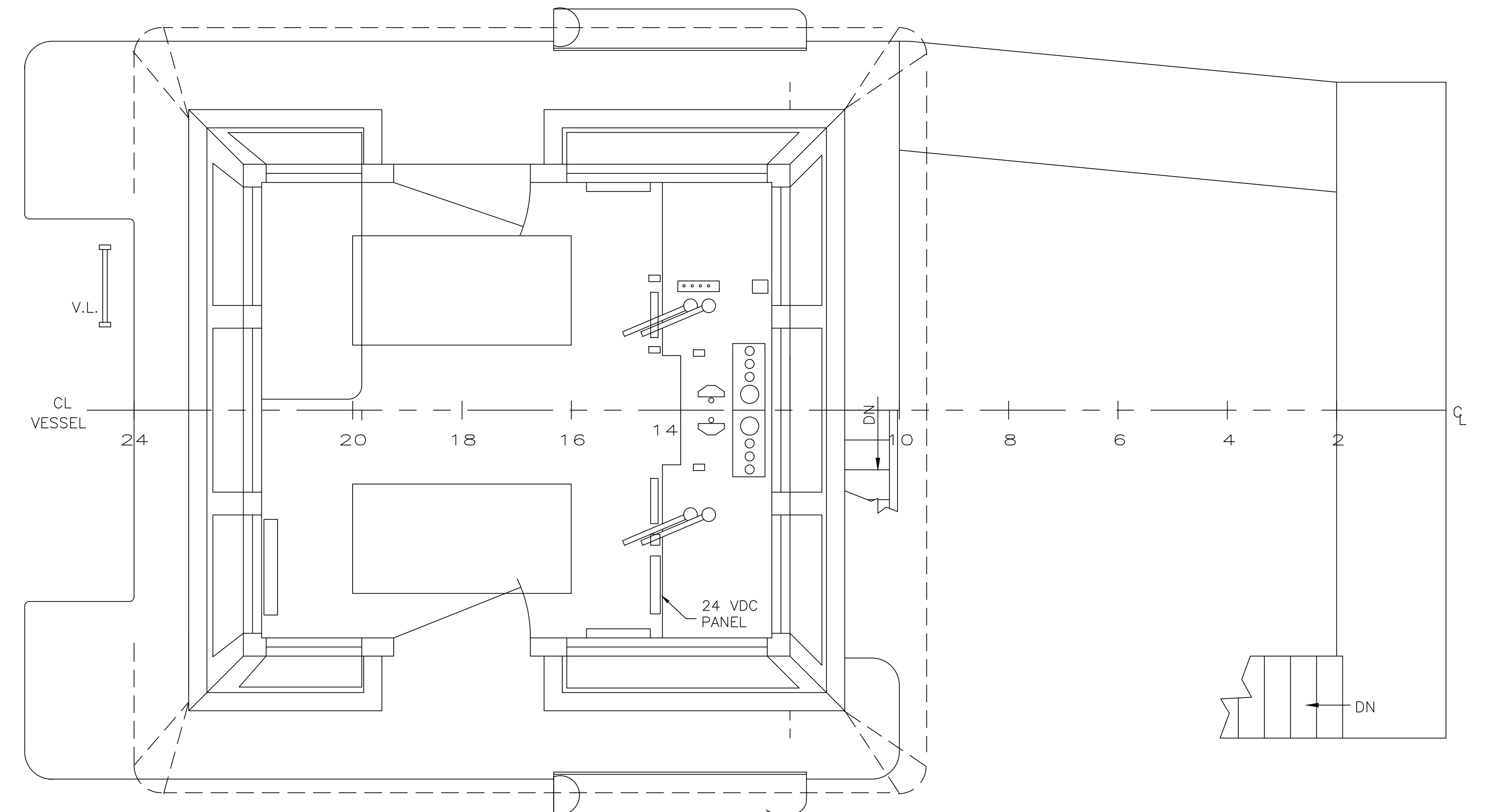
MARINE BUILDERS, INC. 208 W. CHURCH STREET UTICA, INDIANA 47130		DEPARTMENT OF THE ARMY MARINE DESIGN CENTER CORPS OF ENGINEERS HUNTINGTON DISTRICT 50' WORKBOAT	
DRAWN BY: L. BARNETT	CHECKED BY: R. KILLIAN	DATE: 09/22/04	CONTRACT NO. DACW61-02-C-0035
APPROVED: 		MARINE DESIGN CENTER US Army Corps of Engineers	
DATE:	SIZE: D	PROJECT NO.: 2571	DWG. NO.: 654-D215-01
SCALE: 1/2" = 1'-0"		SHEET: 1 OF 2	REV: 0

8 7 6 5 4 3 2 1

D
C
B
A



PILOTHOUSE ROOF PLAN



PILOTHOUSE ARRANGEMENT PLAN

SIZE	PROJECT NO.	DWG. NO.	REV.
D	2571	654-D215-01	0
SCALE: 1/2"=1'-0"			SHEET 2 OF 2

8 7 6 5 4 3 2 1