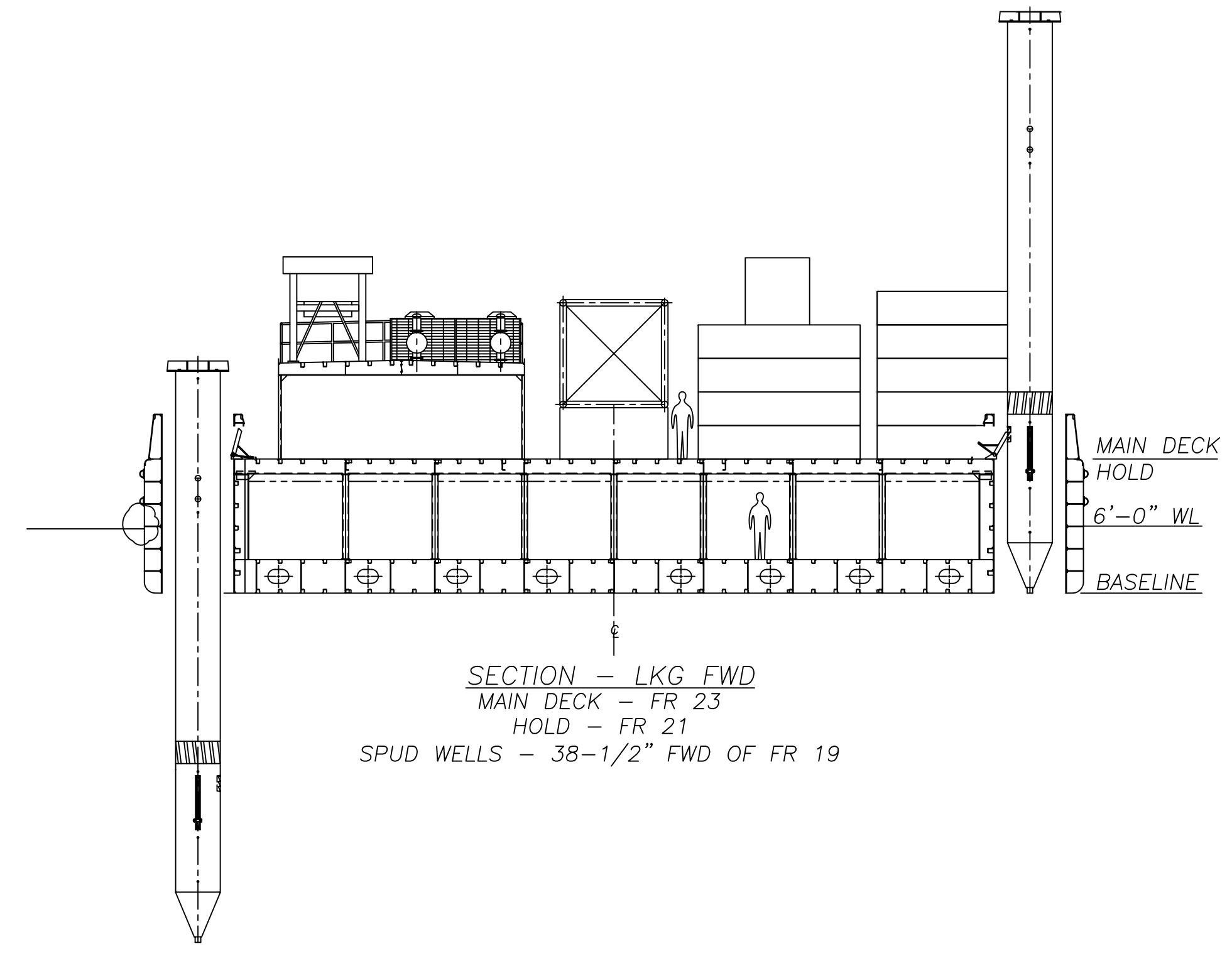
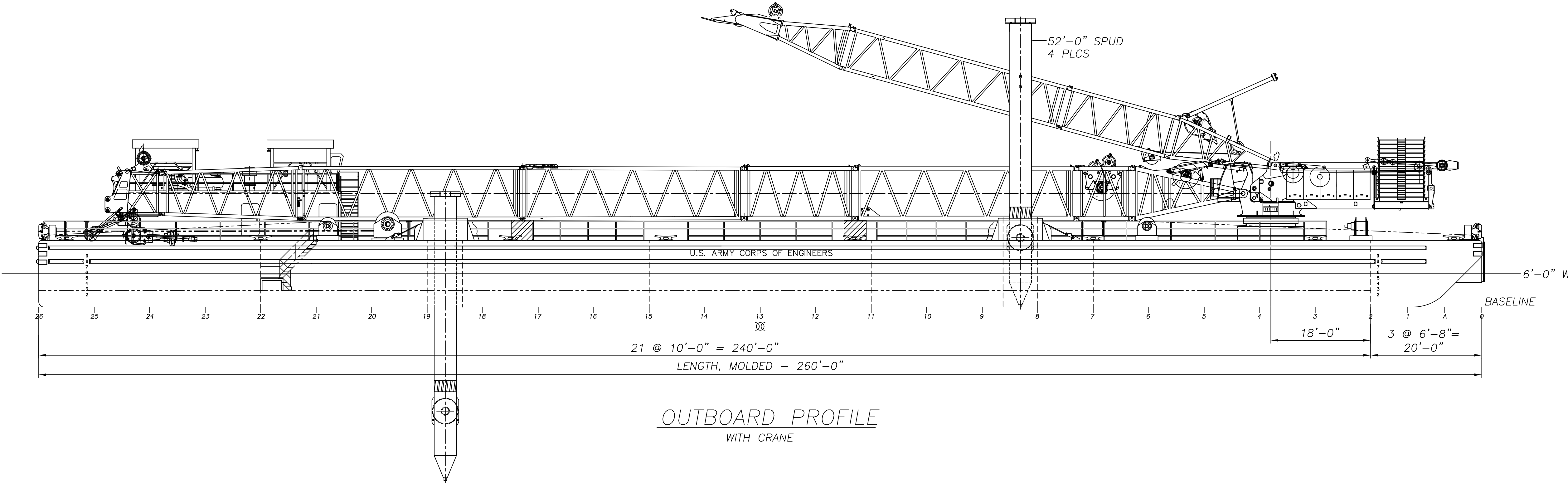


REVISIONS			
REV	DESCRIPTION	DATE	APPROVED



51'-0" AIR DRAFT @ 6'-0" WL



*PRINCIPAL DIMENSIONS*

LENGTH OVERALL	260'-0"
BEAM OVERALL	84'-0"
DEPTH MOLDED	12'-0"
MAX AIR DRAFT	51'-0"

*OUTBOARD PROFILE  
WITH CRANE*

Jensen Maritime Consultants, Inc. <small>NAVAL ARCHITECTS &amp; MARINE ENGINEERS SEATTLE, WA Ph 206.284.1274 Fx 206.284.2556</small>		DEPARTMENT OF THE ARMY MARINE DESIGN CENTER CORPS OF ENGINEERS	
DRAWN BY: CSM APP'D BY: JGP JMC NO. 107002-101-2	CHKD BY: JS DATE: 04-30-07 REV. 0	<b>CESWL MONTGOMERY POINT FLOATING CRANE</b> CRANE BARGE "MIKE HENDRICKS" OUTBOARD PROFILE W/ CRANE	
APP'D BY: MARINE DESIGN CENTER		SIZE: D PROJECT NO. 2505 SCALE 3/32" = 1'-0"	DWG. NO. 656-D205-01 REV. 0
DATE: MDC FILE NO: D205011		SHEET 1 OF 2	

16

15

14

13

12

11

10

9

D

D

C

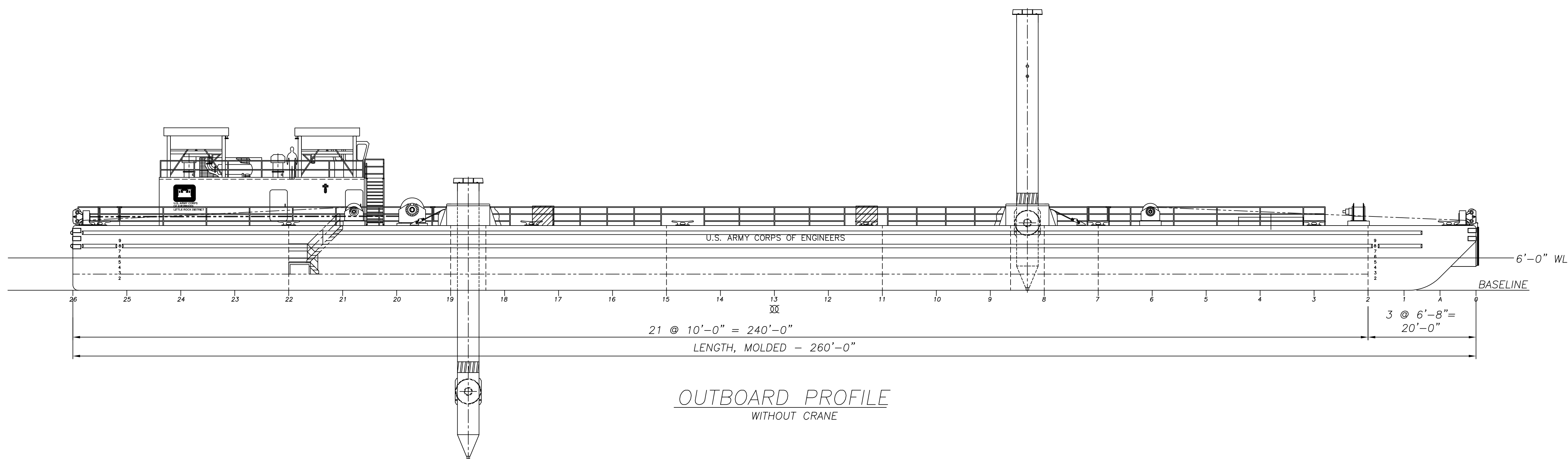
C

B

B

A

A



*OUTBOARD PROFILE*  
WITHOUT CRANE

CEWLS MONTGOMERY POINT FLOATING CRANE  
CRANE BARGE "MIKE HENDRICKS"  
OUTBOARD PROFILE  
w/o CRANE

SIZE	PROJECT NO.	DWG. NO.	REV
D	2505	656-D205-01	0

MDC FILE NO: D205012 SCALE 3/32" = 1'-0" SHEET 2 OF 2

16

15

14

13

12

11

10

9